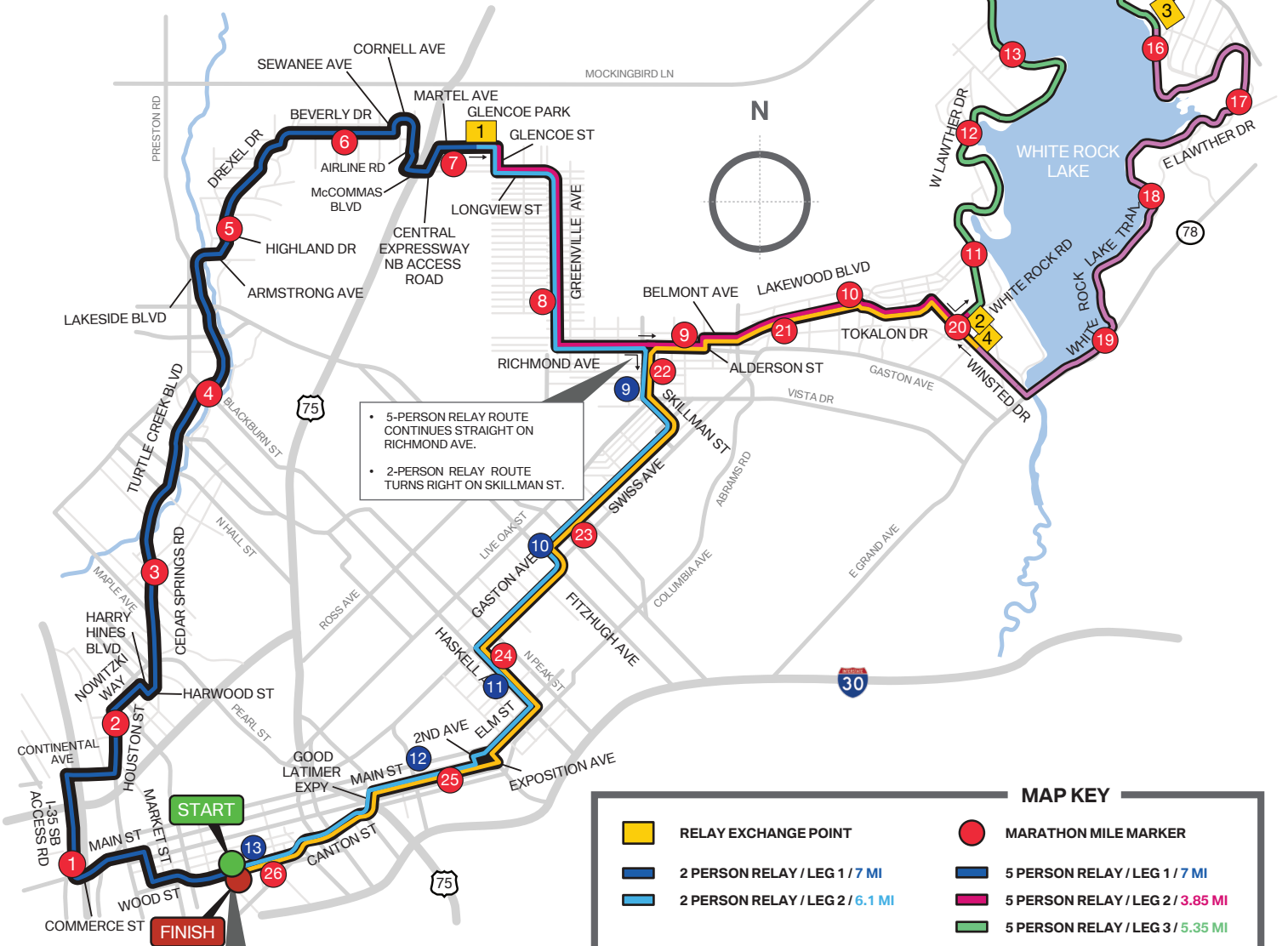




## BMW DALLAS MARATHON™

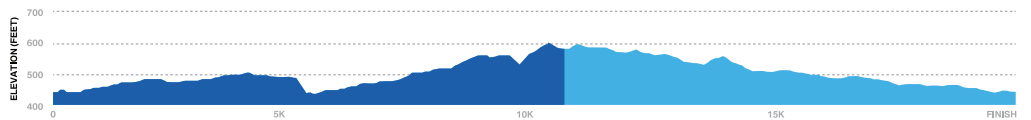


- 5-PERSON RELAY ROUTE CONTINUES STRAIGHT ON RICHMOND AVE.
- 2-PERSON RELAY ROUTE TURNS RIGHT ON SKILLMAN ST.

MAP KEY			
	RELAY EXCHANGE POINT		MARATHON MILE MARKER
	2 PERSON RELAY / LEG 1 / 7 MI		5 PERSON RELAY / LEG 1 / 7 MI
	2 PERSON RELAY / LEG 2 / 6.1 MI		5 PERSON RELAY / LEG 2 / 3.85 MI
			5 PERSON RELAY / LEG 3 / 5.35 MI
			5 PERSON RELAY / LEG 4 / 4.2 MI
			5 PERSON RELAY / LEG 5 / 5.8 MI

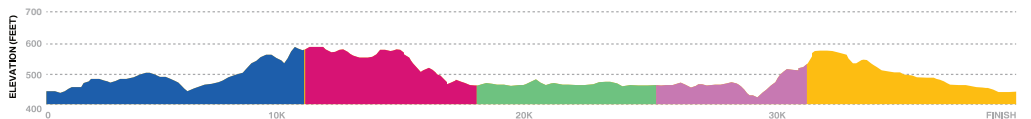


HALF MARATHON



ELEVATION MAP

MARATHON



ELEVATION MAP

\*RUNDALLAS RESERVES THE RIGHT TO CHANGE THE COURSE AS NEEDED PRIOR TO EVENT DATE.